

Multi case/carton erectors

CF-600-T2 | Case/carton erector

Standard technical specifications

Speed: up to 15 CPM

Concept: 2 sizes on demand

Board size: Min L320 x W250 x OH150 | Max L750 x W500 x OH700

Board magazine capacity: 2400mm

Typical board loading height: 600mm

Outfeed height: 600mm

Sample power consumption: 4Kw, 12A/Ph, 440V, 3 Phase, N&E

Air supply: Up to 12 cfm @ 80 psi (6 bar)

Net weight: 1000Kg

Tape seal on base 50mm or 75mm tape

Specific components: Rockwell Controls
Mainframe mild steel powder coated

Board specification

Case/Carton Styles: Low/High Walled, Shelf Ready

Materials: B-flute, C-flute, E-flute or combination

Styles: FEFCO 0200, 0201 and RSC/HSC

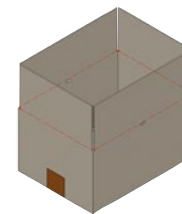
Options

FEFCO board style variants

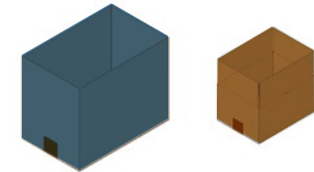
Oversized and undersized case variants



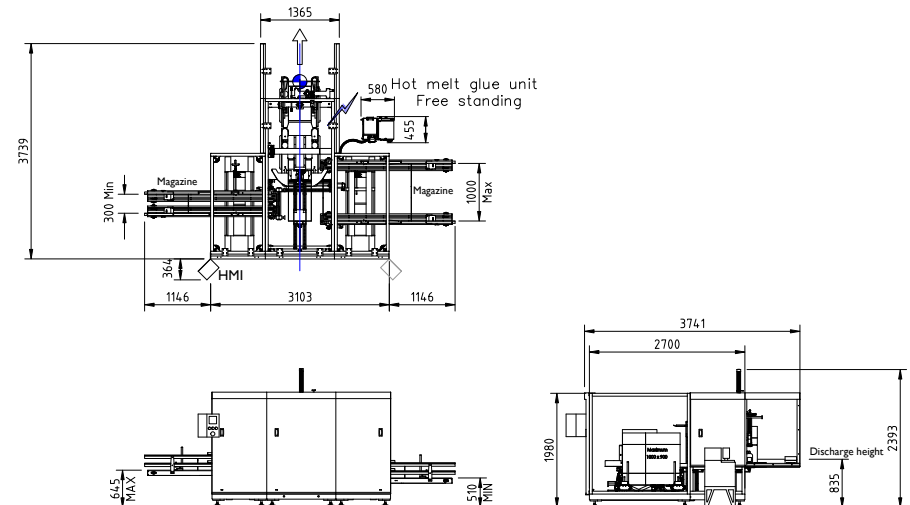
FEFCO 0200



FEFCO 0201



2 sizes on demand



For more information, contact: WestRock Automated Packaging Systems
Phone: +44.0.1502.713777 • E-mail: aps.uk@westrock.com • www.linkxpackaging.com

