

Case/carton closers

CS-1000-T | Case/carton closer

Standard technical specifications

Speed: Up to 25 CPM

Closure: Tape closure top only

Concept: Size changeable

Case size: Min L200 x W150 x H120 | Max L620 x W510 x H500

Infeed height: 600mm + or - 30mm

Outfeed height: 600mm + or - 30mm

Sample power consumption: 0.4Kw, 16A/Ph, 440V, 3 Phase, N&E

Air supply: Up to 1.1 cfm @ 80 psi (6 bar)

Net weight: 550Kg

Tape closure either 75mm or 50mm tape

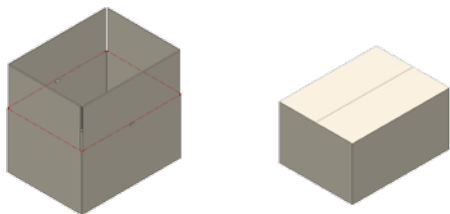
Mainframe: Powder coated mild steel

Board specification

Case/carton styles: Low/high walled, shelf ready

Materials: B flute, C flute, E flute.

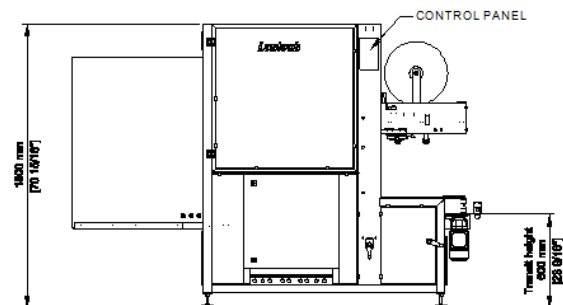
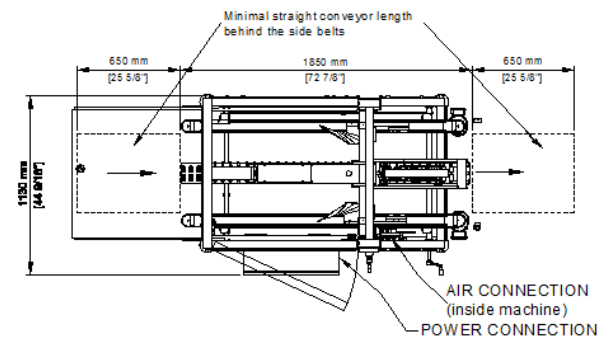
FEFCO styles: RSC, HSC, FEFCO 0201



Options

FEFCO board style variants

Oversized and undersized case variants



For more information, contact: WestRock Automated Packaging Systems
Phone: +44.0.1502.713777 • E-mail: aps.uk@westrock.com • www.linkxpackaging.com